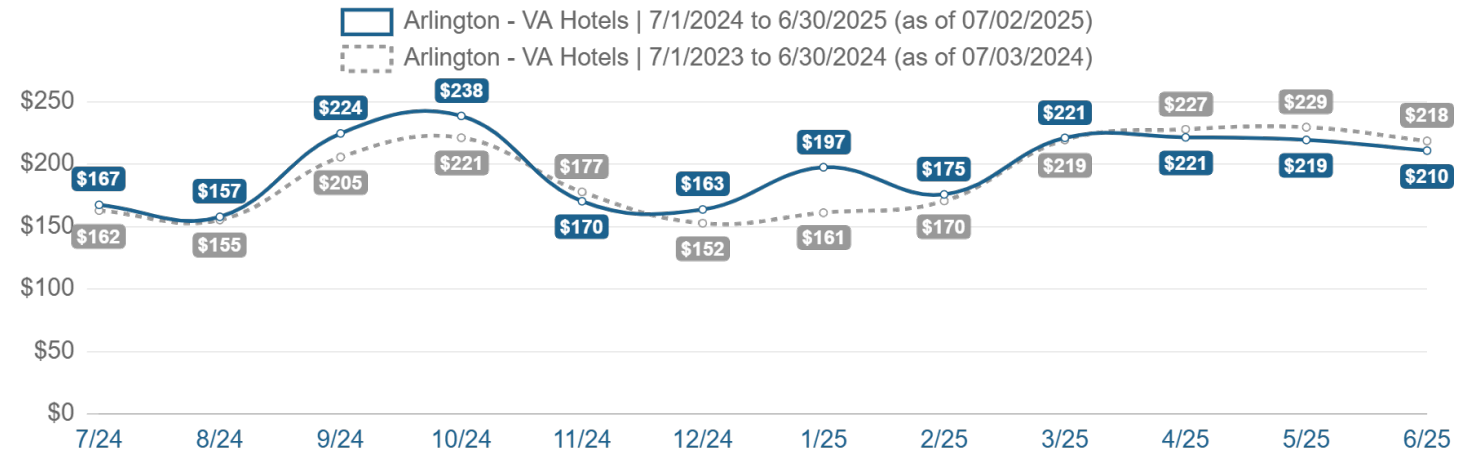


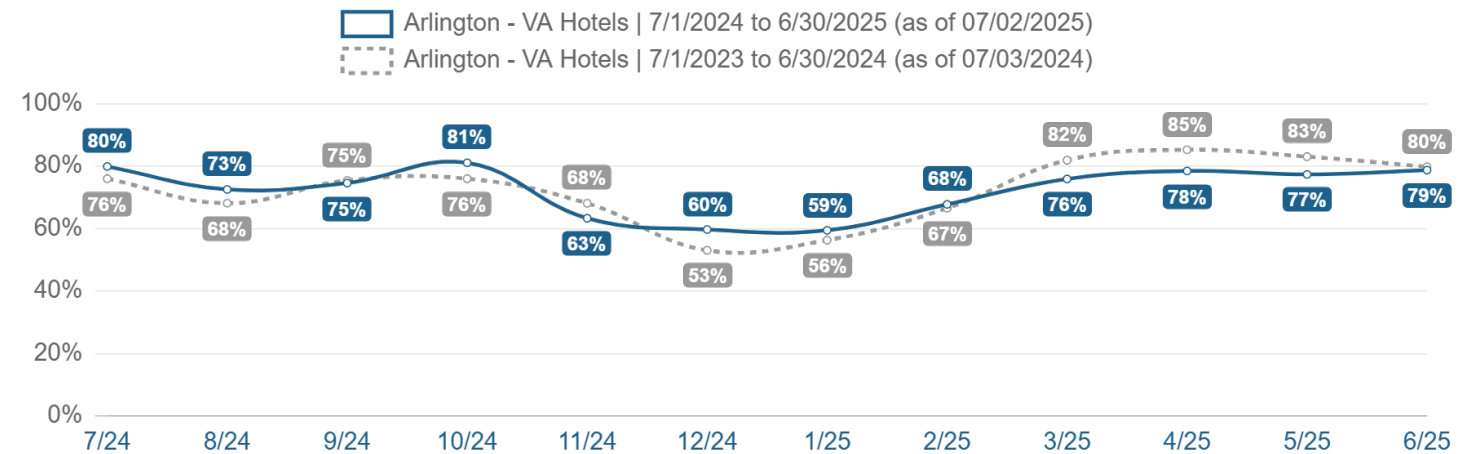
Data Source: Hotel (Direct)

KPI	Value	Compared	Difference
ADR (Hotels)	\$199	\$195	2%
Occupancy (Hotels)	72.4%	72.5%	-0%
RevPAR (Hotels)	\$144	\$142	2%
Revenue (Hotels)	\$477,418,859	\$469,731,070	2%

ADR

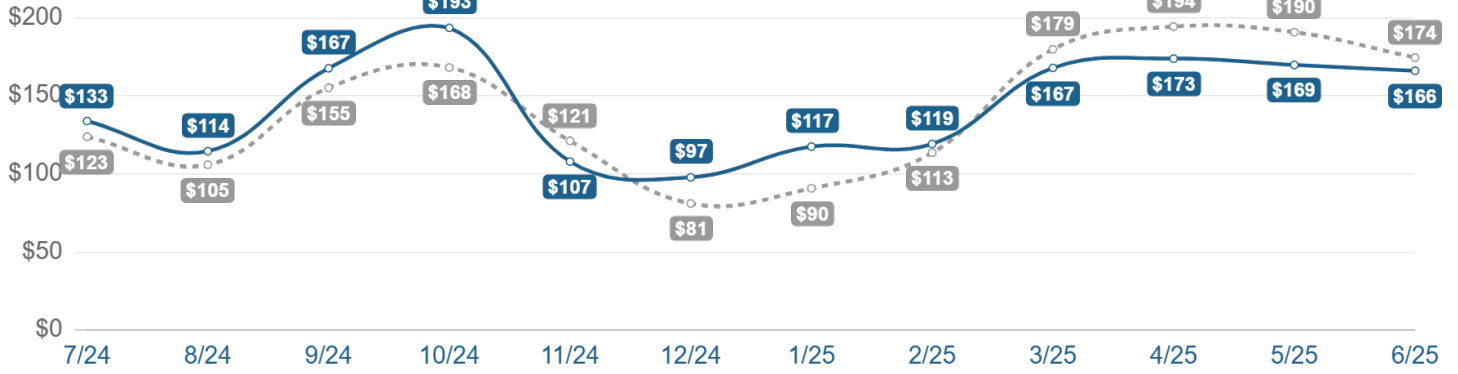


Occupancy



RevPAR

 Arlington - VA Hotels | 7/1/2024 to 6/30/2025 (as of 07/02/2025)
 Arlington - VA Hotels | 7/1/2023 to 6/30/2024 (as of 07/03/2024)



Revenue

 Arlington - VA Hotels | 7/1/2024 to 6/30/2025 (as of 07/02/2025)
 Arlington - VA Hotels | 7/1/2023 to 6/30/2024 (as of 07/03/2024)

